




Perfis


134 Perfis



Perfil **DBR** com adesivo **celuloso**



Ref.	Medidas	Mat.	Adesivos		
10011501100	1320 x 100 mm	PVC TTE	1	50	50 u
10011501300	1320 x 60 mm	PVC TTE	1	50	50 u
10011501400	1320 x 40 mm	PVC TTE	1	50	50 u
10011501500	1320 x 30 mm	PVC TTE	1	50	50 u
10011503800	1320 x 20 mm	PVC TTE	1	50	50 u
NEW 10011501200	1320 x 100 mm	PVC BCO	1	50	50 u
10011501900	1320 x 60 mm	PVC BCO	1	50	50 u
10011502000	1320 x 40 mm	PVC BCO	1	50	50 u
10011502100	1320 x 30 mm	PVC BCO	1	50	50 u
10011503900	1320 x 20 mm	PVC BCO	1	50	50 u

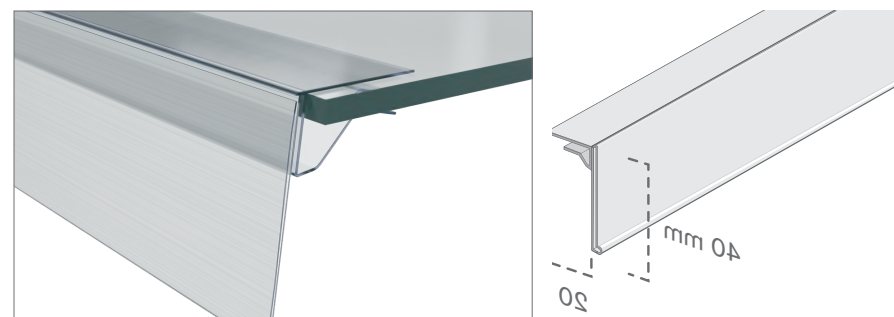
Pinças





Ref.	Medidas	Mat.		
10011503200	1000 mm (comprimento)	PVC TTE	40	40 u

Pinça para vidros de 8/10 mm.


Pinça para prateleiras com espessura entre os 8 e os 10 mm. Funciona como base permitindo a colocação de um perfil DBR.





Ref.	Medidas	Mat.		
10011504100	1000 x 40 mm	PVC TTE	50	50 u
10011504000	1000 x 20 mm	PVC TTE	50	50 u

Pinça para vidros com DBR.

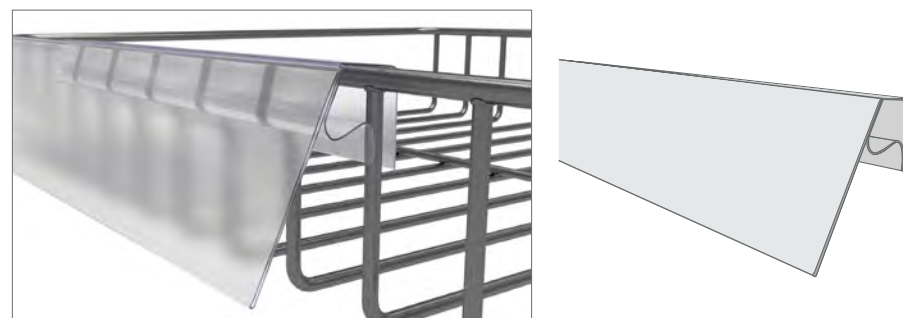
Kit de pinça para vidro com perfil DBR. Este modelo permite colocar um DBR em prateleiras de vidro com espessura entre 8 e 10 mm.





Ref.	Medidas	Mat.		
10011503000	1000 mm (comprimento)	PVC TTE	50	50 u

Pinça para cestos.

Pinça especialmente desenhada para funcionar como base sobre a qual se pode colocar um perfil DBR.



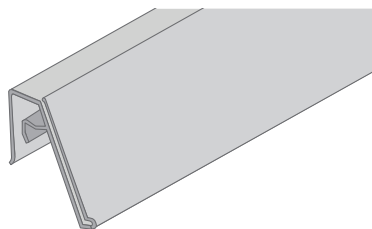
Ref.	Medidas	Mat.		
10011503300	1000 x 40 mm	PVC TTE	50	50 u
10011503100	1000 x 20 mm	PVC TTE	50	50 u



Pinça para cestos com DBR.

Kit de pinça para perfil DBR. Este modelo permite colocar perfis DBR sobre cestos.

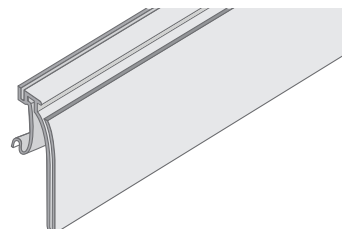
136 Perfis



Perfil para **cestos**



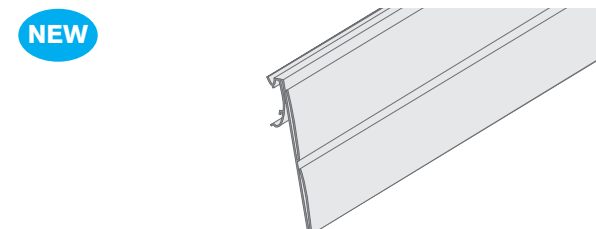
Ref.	Medidas	Mat.		
10011502900	1000 x 50 mm	PVC BCO	50	50 u

Perfil **basculante Hermes**



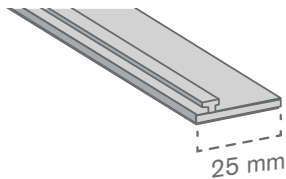
Ref.	Medidas	Mat.		
10011502700	1320 x 40 mm	PVC TTE	50	50 u
10011502800	1320 x 40 mm	PVC BCO	50	50 u

Perfil **basculante Hermes duplo**



Ref.	Medidas	Mat.		
10011505400	1320 x 40 mm	PVC TTE	50	50 u

Perfil com íman



Com íman

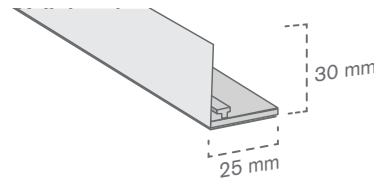
Ref.	Medidas	Mat.		
10011403800	1330 mm	PVC BCO	25	25 u
10011403700	1245 mm	PVC BCO	25	25 u
10011402700	1000 mm	PVC BCO	25	25 u

Com adesivo espuma

Ref.	Medidas	Mat.		
10011403801	1330 mm	PVC BCO	25	25 u
10011403702	1245 mm	PVC BCO	25	25 u
10011402701	1000 mm	PVC BCO	25	25 u

NEW

Perfil frontal com íman



Com íman

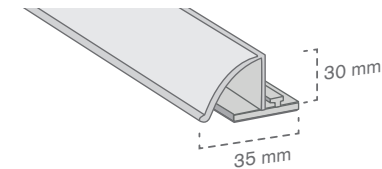
Ref.	Medidas	Mat.		
10011403900	1330 mm	PVC BCO	25	25 u
10011402900	1245 mm	PVC BCO	25	25 u
10011402903	1000 mm	PVC BCO	25	25 u

Com adesivo espuma

Ref.	Medidas	Mat.		
10011403901	1330 mm	PVC BCO	25	25 u
10011402902	1245 mm	PVC BCO	25	25 u
10011402904	1000 mm	PVC BCO	25	25 u

NEW

Perfil curvo com T



Com íman

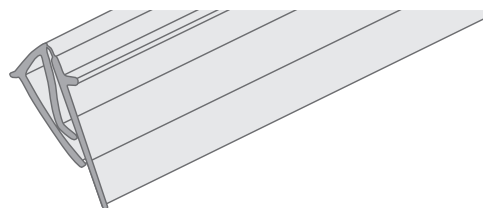
Ref.	Medidas	Mat.		
10011403203	1330 mm	PVC BCO	10	10 u
10011403202	1245 mm	PVC BCO	10	10 u
10011403200	1000 mm	PVC BCO	10	10 u

Com adesivo espuma

Ref.	Medidas	Mat.		
10011403204	1330 mm	PVC BCO	10	10 u
10011403205	1245 mm	PVC BCO	10	10 u
10011403206	1000 mm	PVC BCO	10	10 u

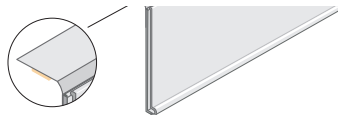
NEW

Perfil **basculante**



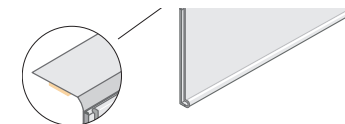
Ref.	Medidas	Mat.		
10060800500	1050 mm	PVC TTE	100	100 u
10050101900	210 mm	PVC TTE	100	100 u
10050101800	150 mm	PVC TTE	100	100 u


Perfil **duplo basculante com DBR**



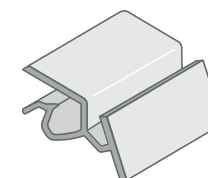


Ref.	Medidas	Mat.		
10011502600	1320 x 40 mm	PVC TTE	50	50 u
10011502500	1320 x 20 mm	PVC TTE	50	50 u



Perfil **DBR basculante**





Ref.	Medidas	Mat.		
10011504300	1320 x 55 mm	PVC TTE	50	50 u

Perfil **Universal** e complementos

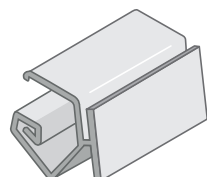


Ref.	Medidas	Mat.		
10011503400	1000 x 39 mm	PVC TTE	100	100 u

Perfil Universal.
Perfil que, combinado com os seus complementos, pode adaptar-se a uma grande variedade de móveis.

Ref.	Medidas	Mat.		
10011503600	Prateleiras 6-8 mm	PVC TTE	100	100 u

Pinça Glass Clip.
Pinça desenhada para frontais de vidro com espessura de 6 a 8 mm.



Ref.	Medidas	Mat.		
10011503500	Prateleiras até 20 mm	PVC TTE	100	100 u


Pinça Grip Clip.
Pinça indicada para prateleiras de madeira com espessura até 20 mm.

Ref.	Medidas	Mat.		
10011503700	Ø 6-8 mm	PVC TTE	100	100 u

Pinça Wire Clip.
Pinça para cestos ou barras com diâmetro entre os 6 e os 8 mm.

140 Perfis

Perfil DBR com adesivo celuloso

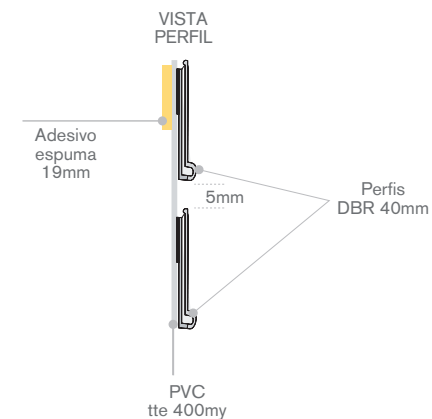
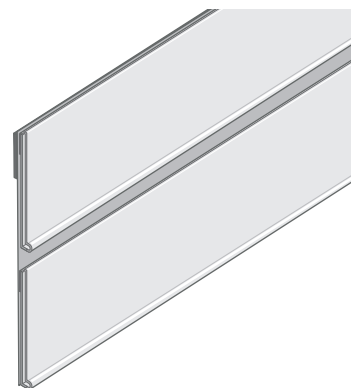


Ref.	Medidas	Mat.	Adesivos		
10011501100	1320 x 100 mm	PVC TTE	1	50	50 u
10011501300	1320 x 60 mm	PVC TTE	1	50	50 u
10011501400	1320 x 40 mm	PVC TTE	1	50	50 u
10011501500	1320 x 30 mm	PVC TTE	1	50	50 u
10011503800	1320 x 20 mm	PVC TTE	1	50	50 u
10011501200	1320 x 100 mm	PVC BCO	1	50	50 u
10011501900	1320 x 60 mm	PVC BCO	1	50	50 u
10011502000	1320 x 40 mm	PVC BCO	1	50	50 u
10011502100	1320 x 30 mm	PVC BCO	1	50	50 u
10011503900	1320 x 20 mm	PVC BCO	1	50	50 u

NEW

Perfil DBR duplo

NEW



Ref.	Medidas	Mat.	Adesivos		
10011508000	1160 x 85 mm	PVC TTE	1	50	50 u

